

概要

10

16 2

12

16

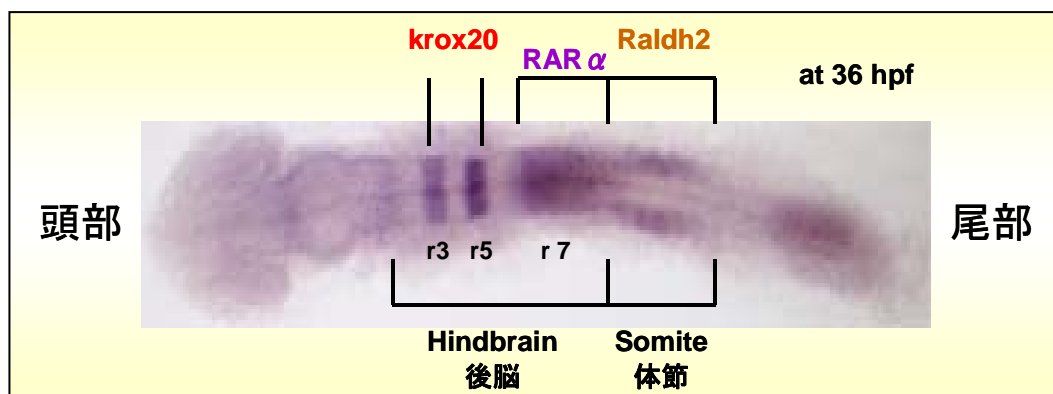
16

14

DNA

<http://www.hiroshima-u.org/>

専任教員の研究紹介



rolB

rolB



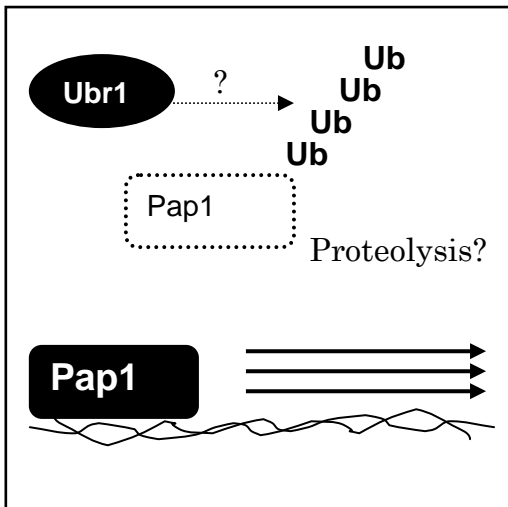
Control plant



***rolB*-transgenic plant**

rolB

()



Ubr 1

ubr 1

Ubr 1

ubr 1

Pap1

Pap1

ubr 1

Ubr 1

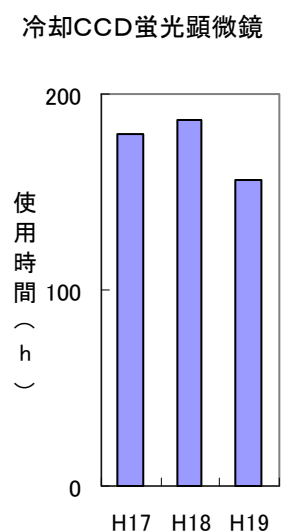
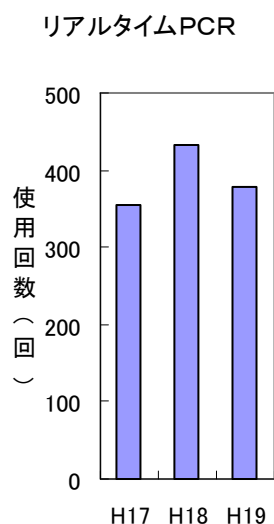
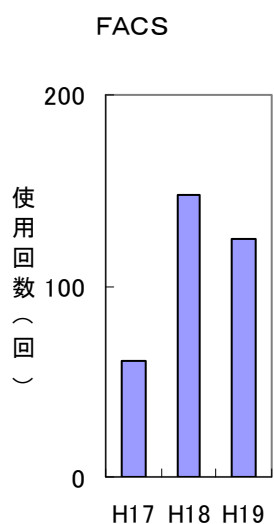
Pap1

利用状況

20 2 29

3
64
5
71
40
2
14
199

主な分析機器の利用



利用申請者と研究テーマ

	mtDNA (<i>Nemopilema nomurai</i>)	

教育研究支援活動

A. 新規利用者講習会

56 ()
19 4 24 5 7 5 8
7 23 11 1 11 19
12 26
20 2 4

(RI)

B. 理科大好きモデル地域事業(三原市立三原第五中学校)

19 7 5 3 40
8 45 10 35

中学校教員夏季研修

19 8 10 10
9 00 16 00

C. サイエンスパートナーシッププログラム (SPP)

()

- 1
2. (2)
3. (2)

GFP
GFP

50 3 10

19 9 5 10 00-15 30 1 40

()

- 1.
- 2.

19 9 20 9 00 12 00 1 40

19

DNA

DNA

PCR

DNA

19 10 11 9 00 17 00 13

D. スーパーサイエンスミュージアム

3

: 5-6 15
19 6 16 9 00 11 30

E. 生命科学フォーラム

19 19 5 11

—

—

20 19 6 8

21 19 7 6

()

()

22 19 8 10

23 19 10 5

24 19 11 5

1

()

()

mRNA

F. トランスジェニック生物ワークショップ

3 19 9 21

()

()

4 19 12 21

()

()

()

()

()

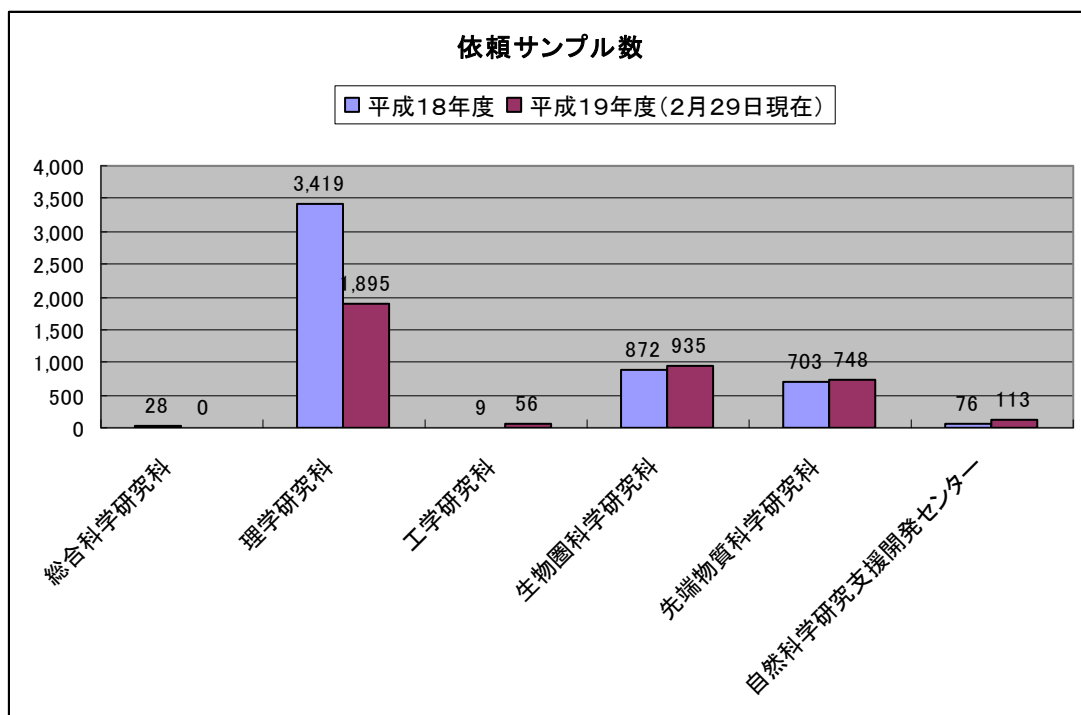
G. DNA シーケンシングサービス

18 507 5107

(1733 2942 432)

19 (2 29) 395 3747

(1781 1966 0)



H. 技術セミナー

CLuc

20

19 4 26

23

19 5 24

QIAcube QIAGEN

8

19 6 1

MF20

20

19 6 5

20

19 7 5

Transdirect insect cell

—

—

10

19 9 13

MagGenexPNE-1080
HAD-GT12

5

19 10 18

18

19 1 31

I. 組換えDNA実験安全委員会の支援

()

150

19 7 19 (木) 16:20-17:50
401N

2

64

19 7 25 16 20 17 50
115

()

3

56

19 12 3 () 17 00 18 00
C206

4

68

19 12 6 () 17 00 18 00

401N

利用申請者の研究業績

	<p>Hikosaka A Kobayashi T Saito Y Kawahara A. Evolution of the Xenopus piggyBac transposon family TxpB: domesticated and untamed strategies of transposon subfamilies. Molecular Biology and Evolution. 24 2648-56 2007</p> <p style="text-align: right;">MCH</p> <p style="text-align: center;">MOOK7 174-179 2007</p> <p style="text-align: center;">GPCR 130 3 2007</p> <p style="text-align: center;">MCH 130 34-38 2007</p>
	<p>Watanabe T Hosoya H Yonemura S. Regulation of myosin II dynamics by phosphorylation and dephosphorylation of its light chain in epithelial cells. Mol Biol Cell. 2007 18(2):605-16.</p> <p>Hagerty L Weitzel DH Chambers J Fortner CN Brush MH Loiselle D Hosoya H Haystead TA. ROCK1 phosphorylates and activates zipper-interacting protein kinase. J Biol Chem. 2007 16;282(7):4884-93.</p> <p>Miyauchi K Zhu X Foong C Hosoya H Murata-Hori M. Aurora B kinase activity is required to prevent polar cortical ingression during cytokinesis. Cell Cycle. 2007 15;6(20):2549-53.</p> <p>Ryota Uehara Hiroshi Hosoya and Issei Mabuchi</p>

In vivo phosphorylation of regulatory light chain of myosin II in sea urchin eggs and its role in controlling myosin localization and function during cytokinesis.

Cell Motil Cytoskeleton. 2008 65(2):100-15.

Takahashi T Shirai Y Kosaka T Hosoya H.

Arrest of cytoplasmic streaming induces algal proliferation in green paramecia.

PLoS ONE. 2007 26;2(12):e1352.

Y H. Mizuno S. Izumi K. Kominami and T. Hirata

Topological study of membrane proteins by mass spectrometry.

J. Mass Spec. Soc. Jpn. 55 221(2007).

H. Mukai T. Tsurugizawa G. Murakami S. Kominami H. Ishii M. Ogiue-Ikeda N. Takata N. Tanabe A. Furukawa Y. Hojo Y. Ooishi J. H. Morrison W. G. M. Janssen J. A. Rose P. Chambon S. Kato S. Izumi T. Yamazaki T. Kimoto and S. Kawato

Rapid modulation of long-term depression and spinogenesis via synaptic estrogen receptors in hippocampal principal neurons.

J. Neurochem. 100 950(2007).

M. Kurayoshi H. Yamamoto S. Izumi and A. Kikuchi

71. Post-translational palmitoylation and glycosylation of Wnt-5a are necessary for its signalling.

Biochem. J. 402 515(2007).

K. Ohashi T. Yamazaki S. Kitamura S. Ohta S. Izumi and S. Kominami

Allosteric inhibition of rat neuronal nitric-oxide synthase caused by interference with the binding of calmodulin to the enzyme.

Biochim. Biophys. Acta General Subjects 1770 231(2007).

Nakano S. Morishita A. Katafuchi M. Matsubara Y.

Horikawa H. Terato A. M.H. Salem S. Izumi S. P. Pack
K. Makino and H. Ide

Nucleotide Excision Repair and Homologous Recombination
Systems Commit Differentially to the Repair of DNA-Protein
Crosslinks.

Molecular Cell 28 147(2007).

Yamamoto T. Kawamoto R. Fujii T. Sakamoto N.
and Yamamoto T.

DNA variations within the sea urchin Otx enhancer.

FEBS Letters 581(27):5234-5240 (2007)

Ochiai H. Sakamoto N. Momiyama A. Akasaka
K. and Yamamoto T.

Analysis of cis-regulatory elements controlling spatio-temporal
expression of T-brain gene in sea urchin *Hemicentrotus*
pulcherrimus.

Mechanisms of Development 125(1-2): 2-17 (2008)

Hanai K. Furuhashi H. Yamamoto T. Akasaka
K. and Hirose S.

RSF Governs Silent Chromatin Formation via Histone H2Av
Replacement

PLoS genetics 4(2): e1000011 (2008)

19 1

Nakagawa S. Sakamoto M. Takahashi H. Morikawa A.
Sakamoto.

The RNAi-mediated silencing of xanthine dehydrogenase
impairs growth and fertility and accelerates leaf senescence in
transgenic Arabidopsis plants.

Plant Cell Physiol. 48: 1484-1495 (2007)

Djong H. T. M. M. Islam M. Nishioka M. Matsui H.

Ota M. Kuramoto M. M. R. Khan M. S. Alam A. De Silva
W. Khonsue and M. Sumida

Genetic relationships and reproductive isolation mechanisms
among the *Fejervarya limnocharis* complex from Indonesia
(Java) and other Asian countries.

Zool. Sci. 24: 360-375. (2007)

Sumida M. M. Kotaki M. M. Islam H. T. Djong T.
Igawa Y. Kondo M. Matsui A. De Silva W. Khonsue and
M. Nishioka

Evolutionary relationships and reproductive isolating
mechanisms in the rice frog *Fejervarya limnocharis* complex
from Sri Lanka Thailand Taiwan and Japan inferred from
mtDNA gene sequence analysis allozyme analysis and
crossing experiments.

Zool. Sci. 24: 547-562. (2007)

Djong H. T. M. Matsui M. Kuramoto Daicus M. B.
H. S. Yong M. Nishioka and M. Sumida

Morphological divergence reproductive isolating mechanism
and molecular phylogenetic relationship among Indonesia
Malaysia and Japan populations of the *Fejervarya limnocharis*
complex (Anura Ranidae).

Zool. Sci. 24: 1197-1212. (2007)

Kuramoto M. H. Joshy A. Kurabayashi and Sumida M.
The genus *Fejervarya* (Anura: Ranidae) in central western
Ghats India with descriptions of four new cryptic species.
Curr. Herpetol. 26: 81-105. (2007)

Igawa T. A. Kurabayashi C. Usuki T. Fujii and M.
Sumida

Complete mitochondrial genomes of three neobatrachian
anurans: A case study of divergence time estimation using
different data and calibration settings.

GENE 402: 116-129. (2008)

Miura I.

An evolutionary witness: the frog *Rana rugosa* underwent change of heterogametic sex from XY male to ZW female. Sexual development (review). 1(6): 323-331 2007

Ogata M Hasegawa Y Ohtani H Mineyama M Miura I. The ZZ/ZW sex-determining mechanism originated twice and independently during evolution of the frog *Rana rugosa*. Heredity. 100(1):92-99 2008

Matsuba C Miura I and Merila J.

Disentangling genetic vs. environmental causes of sex determination in the common frog *Rana temporaria*.. BMC Genet. 9(1): 1-5 2008

XY ZW

19(3): 27-33 2007

86(1):35 (2008)

K. Takebayashi-Suzuki N. Arita E. Murasaki and A. Suzuki
The *Xenopus* POU class V transcription factor XOct-25 inhibits ectodermal competence to respond to bone morphogenetic protein-mediated embryonic induction.

Mechanisms of Development 124: 840-855 (2007)

Minoru Takase Naoko Mitsui Tomohiro Oka Osamu Tooi
Noriaki Santo Daniel B. Pickford and Taisen Iguchi
Development of Biomarkers of Endocrine Disrupting Activity in Emerging Amphibian Model *Silurana (Xenopus) tropicalis*
Environmental Sciences Vol. 14 No. 6 p.285 296 2007.
(Review)

T. Hasebe M. Kajita K. Fujimoto Y. Yaoita and A. Ishizuya-Oka

Expression profiles of the duplicated matrix metalloproteinase-9 genes suggest their different roles in apoptosis of larval intestinal epithelial cells during *Xenopus laevis* metamorphosis.

Developmental Dynamics 236 2338-2345 2007

K. Fujimoto K. Nakajima and Y. Yaoita

Expression of matrix metalloproteinase genes in regressing or remodeling organs during amphibian metamorphosis.

Development Growth & Differentiation 49 131-143 2007

Kurabayashi A. Sumida M. Yonekawa H. Glaw F. Vences M. Hasegawa M.

Phylogeny recombination and mechanisms of stepwise mitochondrial genome reorganization in mantellid frogs from Madagascar.

Mol. Biol. Evol. (in press)

Hendrian Kondo

K. Molecular phylogeny of *Ochrosia sensu lato* (Apocynaceae) based on ITS sequence data: An evidence for the inclusion of *Neisosperma*.

Chromosome Botany vol2 No.4; 127-132 2007.

Hendrian Kondo

K. Molecular phylogeny of *Ochrosia sensu lato* (Apocynaceae) based on rps 16 intron and ITS sequence data: supporting the inclusion of *Neisosperma*.

Chromosome Botany vol2 No.4; 133-140 2007.

Hendrian Kondo

Monophyly of *Ochrosia sensu lato* (Apocynaceae): Evidence from ITS rps16 intron and morphological characters.

Chromosome Botany vol2 No.4; 141-150 2007.

	<p>Shimai H. Masuda Y. Valdes C.M. and Kondo K. Phylogenetic analysis of Cuban Pinguicula (Lentibulariaceae) based on internal transcribed spacer (ITS) region. Chromosome Botany vol2 No.4 151-156 2007.</p>
	<p>Tokunaga T. Esaka M. Induction of a novel XIP-type xylanase inhibitor by external ascorbic acid treatment and differential expression of XIP-family genes in rice. Plant Cell Physiol 48(5):700-714. (2007)</p> <p>Badejo A.A. Jeong S.T. Goto-Yamamoto N. Esaka M. Cloning and expression of GDP-D-mannose pyrophosphorylase gene and ascorbic acid content of acerola (Malpighia glabra L.) fruit at ripening stages. Plant Physiology and Biochemistry 45:665-672. (2007)</p> <p>Badejo A.A. Jeong S.T. Goto-Yamamoto N. Esaka M. (2007) Molecular cloning and expression of GDP-D-mannose 3</p> <p>Yanaka N. Mammalian glycerophosphodiester phosphodiesterases. (Review) Biosci. Biotechnol. Biochem. 71(8):1811-1818. 2007</p> <p>Yamada H. Horigome C. Okada T. Shirai C. and Mizuta K. Yeast Rrp14p is a nucleolar protein involved in both ribosome biogenesis and cell polarity RNA 13: 1977-1987 (2007)</p> <p>Ghanem ME Isobe N Kubota H Suzuki T Kasuga A Nishibori M. Ovarian Cyclicity and Reproductive Performance of Holstein Cows Carrying the Mutation of Complex Vertebral</p>

Malformation in Japan.

Reprod Domest Anim. 2008 Jan 16; [Epub ahead of print]

Ghanem ME Akita M Suzuki T Kasuga A Nishibori M.
Complex vertebral malformation in Holstein cows in Japan and
its inheritance to crossbred F1 generation.

Anim Reprod Sci.103(3-4):348-354. (2008)

Ghanem ME Nakao T Nakatani K Akita M Suzuki T.
Milk progesterone profile at and after artificial insemination in
repeat-breeding cows: effects on conception rate and embryonic
death.

Reprod Domest Anim. 41(2):180-183.(2006)

Ghanem ME Nakao T Nishibori M.

Deficiency of uridine monophosphate synthase (DUMPS) and
X-chromosome deletion in fetal mummification in cattle.

Anim Reprod Sci.91(1-2):45-54.(2006)

Abdol Hossein Rezaeiana Takeshi Katafuchi Midori
Yoshizawa Noriko Hiraiwa Toshiyuki Saito Masahide
Nishibori Kazumasa Hamano Naoto Minamino Hiroshi
Yasue.

Genomic organization expression and evolution of porcine
CRSP1 2 and 3.

Cytogenetics and Genome Research (inpress).2008.

Toshihiko Hashizume and Noriaki Shimizu*

Dissection of Mammalian Replicators by a Novel Plasmid
Stability Assay.

Journal of Cellular Biochemistry vol. 101 Issue 3 p552-565
(2007)(Published Online: 16 Jan 2007).

Noriaki Shimizu* Naoyuki Hanada Kohichi Utani and
Naoki Sekiguchi

Interconversion of Intra- and Extra-chromosomal Sites of Gene

	<p>Amplification by Modulation of Gene Expression and DNA Methylation. <i>Journal of Cellular Biochemistry</i> vol. 102 p515-529 (2007) (Published Online: 27 Mar 2007). .</p> <p>Noriaki Shimizu* June-ko Kawamoto and Koh-ichi Utani Regulation of c-myc through intranuclear localization of its RNA subspecies. <i>Biochemical and Biophysical Research Communications</i> vol. 358 no. 3 (6 July) p806-810.(2007)</p> <p>Koh-ichi Utani June-ko Kawamoto and Noriaki Shimizu* Micronuclei bearing acentric extrachromosomal chromatin are transcriptionally competent and may perturb the cancer cell phenotype. <i>Molecular Cancer Research</i>vol..5 no. 7 p695-704. (2007) (Published Online on July 2 2007).</p> <p>Noriaki Shimizu* Naomi Misaka and Koh-ichi Utani Nonselective DNA Damage Induced by a Replication Inhibitor Results in the Selective Elimination of Extrachromosomal Double Minutes From Human Cancer Cells. <i>Genes Chromosomes and Cancer</i> vol. 46 no. 10 p865-874. (2007)</p>
	<p>K. Arakawa S. Mochizuki K. Yamada T. Noma and H. Kinashi. "Gamma-Butyrolactone autoregulator-receptor system involved in lankacidin and lankamycin production and morphological differentiation in <i>Streptomyces rochei</i>" <i>Microbiology</i> 153 [6] 1817-1827 (2007). S. Yamamoto Y. He K. Arakawa and H. Kinashi. "Gamma-Butyrolactone-dependent expression of the SARP gene <i>srrY</i> plays a central role in the regulatory cascade leading to lankacidin and lankamycin production in <i>Streptomyces</i></p>

rochei”

J. Bacteriol. 190 [4] 1308-1316 (2008).

Inokuma K Nakashimada Y Akahoshi T Nishio N.
Characterization of enzymes involved in the ethanol production
of *Moorella* sp. HUC22-1.

Arch Microbiol. 188(1):37-45 (2007)

Yoshifumi Kobayashi Tomomi Inai Masaki Mizunuma
Ichitaro Okada Atsunori Shitamukai Dai Hirata and
Tokichi Miyakawa

Identification of *Tup1* and *Cyc8* mutations defective in the
responses to osmotic stress.

Biochem. Biophys. Res. Commun. 368 50-55 (2008)

Ruthada Chanklan Masaki Mizunuma Ngampong
Kongkathip Komkrit Hasitapan Boonsong Kongkathip and
Tokichi Miyakawa

Identification of *Tub1* -Tubulin as a potential target
for NKH-7 a cytotoxic 1-naphthol derivative compound in
Saccharomyces cerevisiae.

Biosci. Biotechnol. Biochem. in press (2008)

Ruthada Chanklan Eiji. Aihara Saori. Koga Hidetoshi.
Takahashi Masaki Mizunuma and Tokichi Miyakawa

Inhibition of Ca^{2+} -signal-dependent growth regulation by
radicol in budding yeast.

Biosci. Biotechnol. Biochem. 72 132-138 (2008)

Tatsuya Kibe Yuuki Ono Koichiro Sato and Masaru Ueno.
Fission yeast *Taz1* and RPA are synergistically required to
prevent rapid telomere loss

Mol. Biol. Cell. 2007.18(6):2378-87

	79 9 2007 9 868-871
	DNA
	Tanaka N. Horizontal gene transfer. Contribution of Agrobacterium to plant evolution. In "Agrobacterium From Biology to Biotechnology (eds. By Tzfira T. and Citovsky V.)" Springer.