



# **Before and After Guidebook**

presented for newly coming HUSA student



## Preface

When going abroad, you cannot avoid experiencing culture shock in the beginning of your trip, especially if it is your first experience with long period and live far away from your family. In that case, you may also start to feel homesick. After you arrived in Japan, you may feel eager to see new kind of things; new friends, new environment and your new student life in Hiroshima University. Meanwhile, you will also start to feel confused, not knowing what to do, whom to ask and so on. So, we make this guidebook that we hope could reduce and solve those feelings.

In this guidebook, we input recommendation things and locations which, hopefully, will help you fulfill your necessary and basic needs after coming to Saijo.

## Contents

Preface  
References  
Contents of Guidebook  
Brief Introduction about Japan  
Essential Vocabulary and Phrase  
HUSA Timeline Period  
What to do before  
What to do after  
Attachments



© Li Jia Yu 2017

## References

Google Play  
Pinterest  
japanesetest4you.com  
Google Map  
And others



# Brief Introduction about Japan and Hiroshima



Japan is a four seasons country which has 47 prefectures that divided by 8 regions with Tokyo as the capital city. Hokkaido is the northern and Okinawa is the southern. The four largest archipelagos of Japan are; Hokkaido, Honshu, Shikoku and Kyushu. Each prefecture had its characteristics and varies of different specialty. The four seasons period are divided into; Winter from December-February, spring from March-May, summer from June-August, and autumn from September-November.



The atomic bomb dome (*genbaku dome/A-bomb dome*) is a part of the Hiroshima Peace Memorial Park and being one of UNESCO world heritage site on 1996. The ruin of the hall serves as a memorial to the people who were killed in the atomic bombing on 6 August 1945.

Established 1949, and have three campus which is located in Higashi-hiroshima, Kasumi, and Higashi-senda. Here you will spend your one/half year study abroad in Higashi-hiroshima campus. Have fun and enjoy your study abroad!



Hiroshima is the largest city in Chugoku region, and famous for its *okononomiyaki* (Hiroshima style) and *Momiji manju*.



*Itsukushima* is an island in the western part of the Inland Sea of Japan, located on the northwest of Hiroshima Bay. It is popularly known as Miyajima, which in Japanese means 'Shrine Island'. You can also see beautiful scenery of *momiji* on autumn and a lot of cherry blossoms on spring in this island.



Photos Credit's:  
Mt. Fuji © Intan Khodijatul Kubro 2018  
Hiroshima Okonomiyaki by © Li Jia Yu 2018  
Hiroshima University © Li Jia Yu 2017  
Genbaku-Dome © Paramitha Meidiani Putri 2018  
Miyajima's Torii © Paramitha Meidiani Putri 2018



# Essential Vocabulary and Phrase

## Asking for Direction

ちょっとお聞きしてもいいですか？  
Chotto okikishitemo iidesuka?  
May I ask you something?

\*\*\*\*はどこですか？  
\*\*\*wa doko desuka?  
Where's \*\*\*\*?

\*\*\*\*へどう行けばいいですか？  
\*\*\*\*e dou ikeba iidesuka?  
How do I get to \*\*\*\*?

\*\*\*\*へ連れて行っていただけますか？  
\*\*\*\*e tsurete ittekuremasuka?  
Can you take me to \*\*\*\*?

この住所はどこですか？  
kono jyuusho wa doko desuka?  
Where is this address?

ここからどのくらいですか？  
koko kara dono kurai desuka?  
How far is it from here?

## Asking for Help

一つお願いがあるんですが…  
hitotsu onegai ga arundesuga…

I have a favor to ask of you.

ちょっと手伝ってくれませんか？  
chotto tetsudatte kuremasenka?

Can't you help me with this?

困ったことになりました。  
komatta koto ni narimashita.

I'm in big trouble.

## Job Hunting

こんにちは。私、\*\*\*と申します。  
konnichiwa. watashi, \*\*\* to moushimasu.  
Hello. My name is \*\*\*.

お忙しいところに失礼いたします。  
oisogashii tokoro ni shitsurei itashimasu.  
I'm sorry for bothering you at such a busy time.

御店のアルバイト募集に応募したいと思います。  
otana no arubaito boshuu ni ouboshitai to omoimasu.  
I'm calling to apply for a part-time job at your store.

採用担当様はいらっしゃいますか？  
saiyou dantou sama wa irasshaimasuka?  
May I speak to the person in charge of recruitment?

求人広告を見てお電話しております。  
kyuujin koukoku o mite odenwa shite orimasu.  
I'm calling because I saw your job advertisement.



# Essential Vocabulary and Phrase

## Job Hunting

まだレジスタッフは募集されていますか？  
mada reji sutaffu wa boshuu sareteimasuka?  
Are you still looking for a cashier?

ぜひ応募したいと思います。  
zehi ouboshitai to omoimasu.  
I would love to apply for this job.

持っていくものは、何かございますか。  
motte iku mono wa, nanika gozaimasuka?  
Do I need to bring anything?

承知いたしました。  
shouchi itashimashita.  
I understand.

それではお忙しい中ありがとうございました。  
sorede wa oisogashii chuu arigatou gozaimashita.  
Thank you so much for your time.

## List of Places

空港 (くうこう)  
Airport

郵便局 (ゆうびんきょく)  
Post office

動物園 (どうぶつえん)  
Zoo

警察署 (けいさつしょ)  
Police station

銀行 (ぎんこう)  
Bank

アパート  
Apartment

寮 (りょう)  
Dormitory

学生宿舎 (がくせいしゅくしゃ)  
Student Dormitory

駅 (えき)  
Station

大学 (だいがく)  
University

研究室 (けんきゅうしつ)  
Laboratorium

事務所 (じむしょ)  
Office

食堂 (しょくどう)  
Canteen/Dining hall

駐車場 (ちゅうしゃじょう)  
Parking area

映画館 (えいがかん)  
Cinema

博物館 (はくぶつかん)  
Museum

公園 (こうえん)  
Park

図書館 (としょかん)  
Library

建物 (たてもの)  
Building

禁煙席 (きんえんせき)  
Non-smoking area

店 (みせ)  
Shop



# Essential Vocabulary and Phrase

## Form in Japanese

名前 (なまえ) Name  
国籍 (こくせき) Nationality  
性別 (せいべつ) Gender  
男 (おとこ) Male  
女 (おんな) Female  
生年月日 (せいねんがっぴ) Date of Birth  
住所 (じゅうしょ) Address  
パスポート番号 (ぱすぽーとばんごう) Passport Number  
職業 (しょくぎょう) Occupation  
勤務先の住所 (きんむさきのじゅうしょ) Company Address  
日本の住所 (にほんのじゅうしょ) Address in Japan  
電話番号 (でんわばんごう) Phone Number  
滞在目的 (たいざいもくてき) Purpose of Visit  
署名 (しょめい) Signature



## Prohibition

禁止 (きんし) Prohibition, ban

禁煙 (きんえん) No Smoking

厳禁 (げんきん) Strict Prohibition

禁制 (きんせい) Prohibition, ban

立ち入り禁止 (たちいりきんし) No Trespassing

駐車禁止 (ちゅうしゃきんし) No Parking



*We wish you a good luck !*



# Timeline Period

## Fall Semester

3rd Term (1st Term for HUSA 2018-2019)

2<sup>nd</sup> October 2018 - 29<sup>th</sup> November 2018

4rd Term (2nd Term for HUSA 2018-2019)

30<sup>th</sup> November 2018 - 13<sup>th</sup> February 2019

## Spring Semester

1st Term (3rd term for HUSA 2018-2019)

8<sup>th</sup> April 2019 - 7<sup>th</sup> June 2019

2nd Term (4th Term for HUSA 2018-2019)

8<sup>th</sup> June 2019 - 8<sup>th</sup> August 2019

## International Exchange Group

This is list of the document that better to be prepared

- Pledge
- Contact Address/Number
- Application for Complimentary Card for Cultural Institution in Hiroshima Prefecture (Attach a 2.5 x 3 cm face photo)

## Notes

• Higashi-hiroshima City Hall staff will come to the HUSA Orientation to help you with paperwork for your residence, National Health Insurance, and National Pension waiver.

### • Opening your bank account

**Ikenoue residents** need to open a Japan Post Bank account for payment of dormitory/utility fees.

**Leased housing residents** need to open a Hiroshima Bank account for payment of the rent.

### • Contract on Cellphone/Internet

A copy of your passport, certificate of residence, or residence card, may be required to contract with a telephone/internet company.

• Obtain Hiroshima University account at the Information Media Center or the branch offices in the West or Central Library.



# What to do before

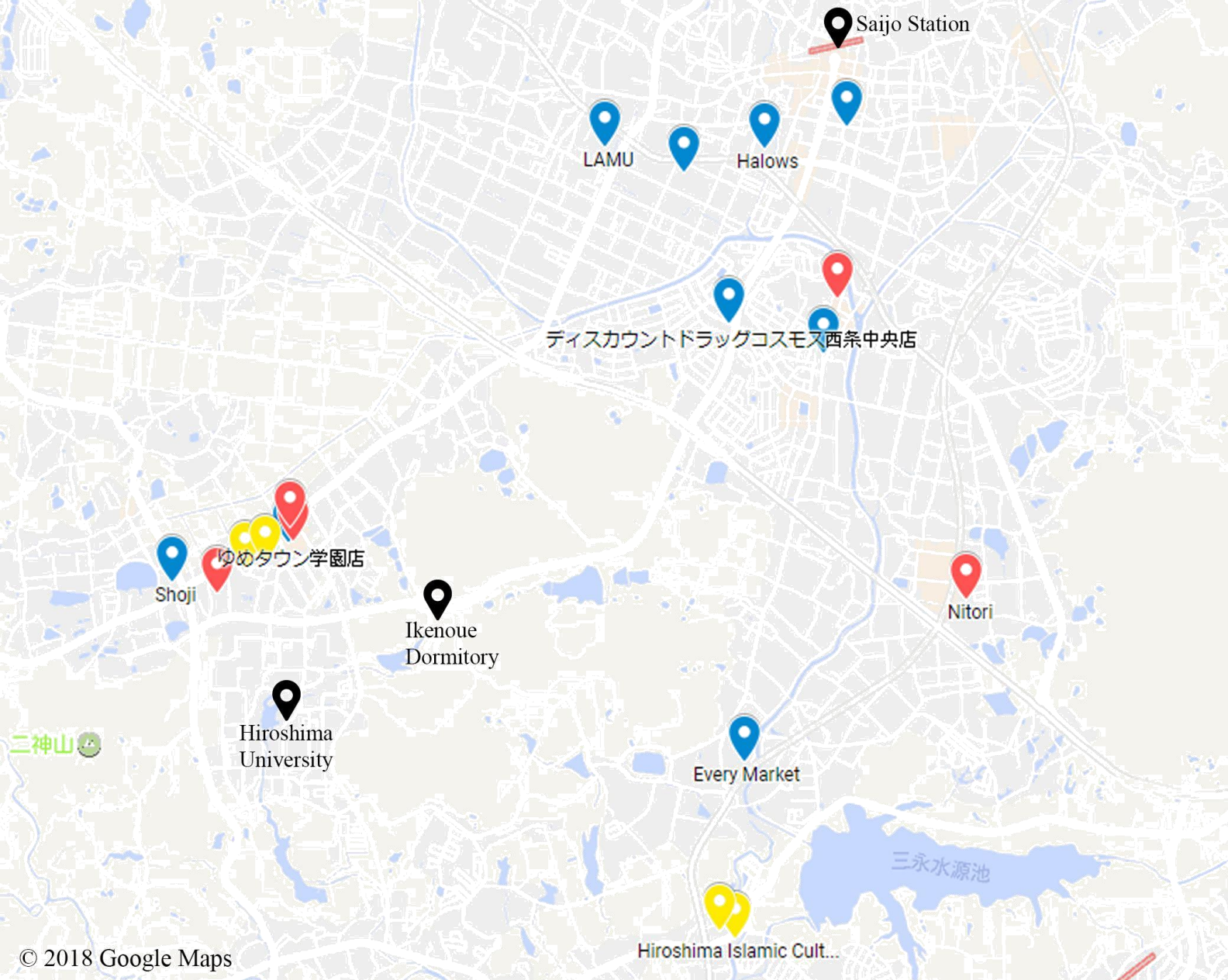
Before depart from your country, you will prepare your things.

Hopefully, this 'preparing checklist' will help you :)

- COE, PASSPORT AND VISA
- PHOTOGRAPH FOR NECESSARY DOCUMENTS
- PERSONAL THINGS (INCLUDED WINTER CLOTHES)
- SUITS
- STUDENT MATERIAL SUPPORT
- TRAVEL ADAPTER\*
- FIRST AID KIT
- SEWING KIT
- EXCHANGE YOUR MONEY INTO ¥
- MASTER CARD OR VISA CARD (CREDIT CARD).
- PREPARE YOUR OWN SOUVENIR FOR NEIGHBORS
- HOME COUNTRY RECIPES OR SPICES\*\*

\*IN CASE YOUR OWN COUNTRY HAS DIFFERENT ELECTRIC SOCKET AND VOLTAGE WITH JAPAN

\*\*IN CASE YOU COULDN'T FIND YOUR HOME COUNTRY SPICES



## Important Location Maps Sector

The maps in this sector contain the locations where you could find daily necessities to survive. Please click on the name of each places if you want to see it on Google maps.



Food and Ingredients



Necessities



Religious Facilities



# Important Location Maps Sector



1

## Youme Town

A supermarket where you can find daily necessities included additional stuffs such as, kitchen equipment and apparel (bags, shoes, etc.). There is also a drug store inside the supermarket. You can also download the official application on your smartphone, for further information (time sale, etc.)

10

## Daiso (Inside Youme Town)

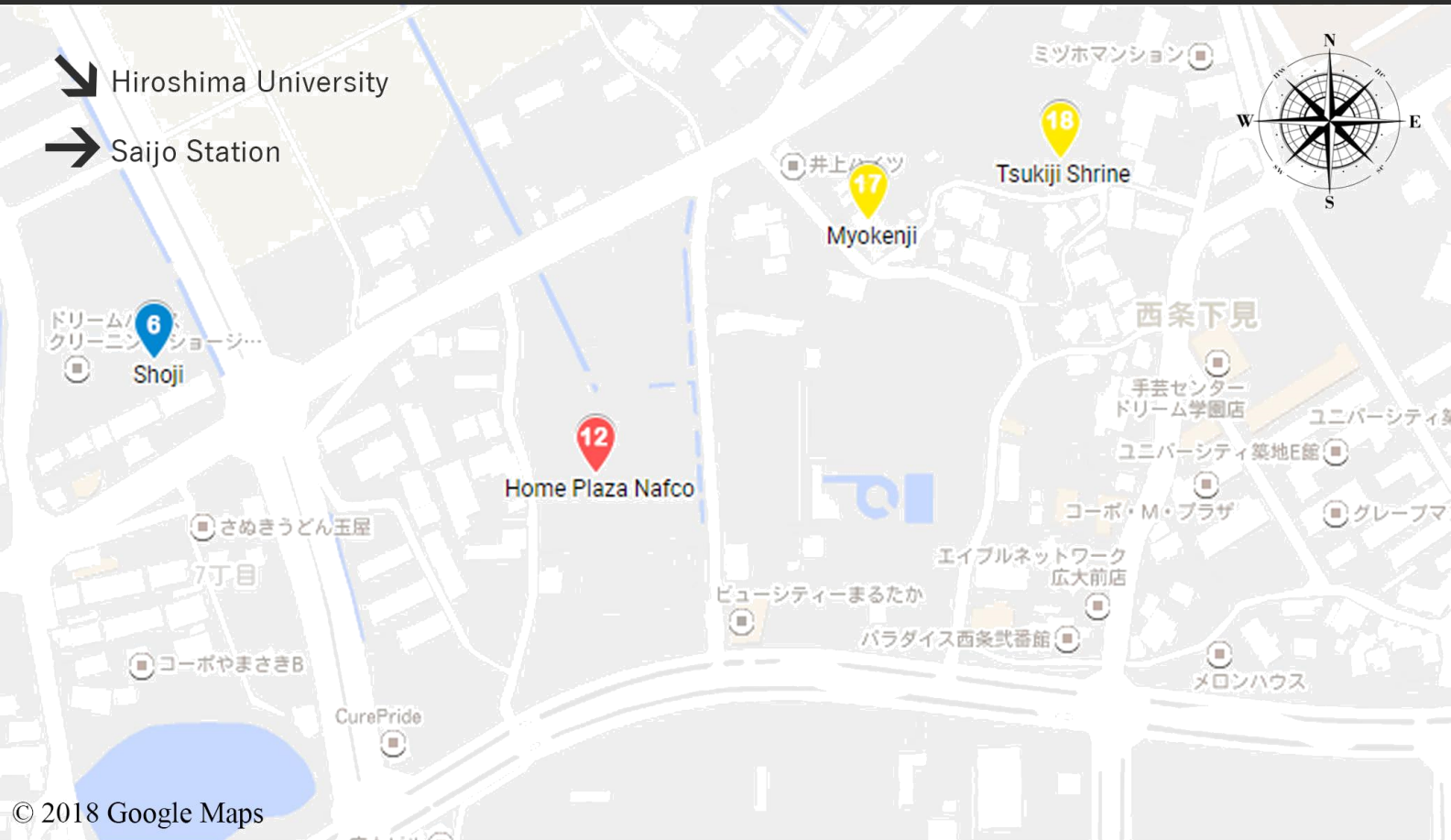
A shop where you can find any stuff (kitchen equipment, stationery, cosmetics, foods (except vegetables, fruit)) in reasonable price.

11

## EdiOn

An electronic shop that as far as we know this is the nearest one from the Hiroshima University. You can also buy prepaid simcard here.

# Important Location Maps Sector



6

## Shoji

A supermarket where you can find daily necessities but you cannot find additional stuffs (kitchen equipment etc.). But, there's a drug store beside the supermarket.

12

## Nafco

A supermarket that especially sells interior and furniture things, and you also can find some food and electrical supplies here.

17

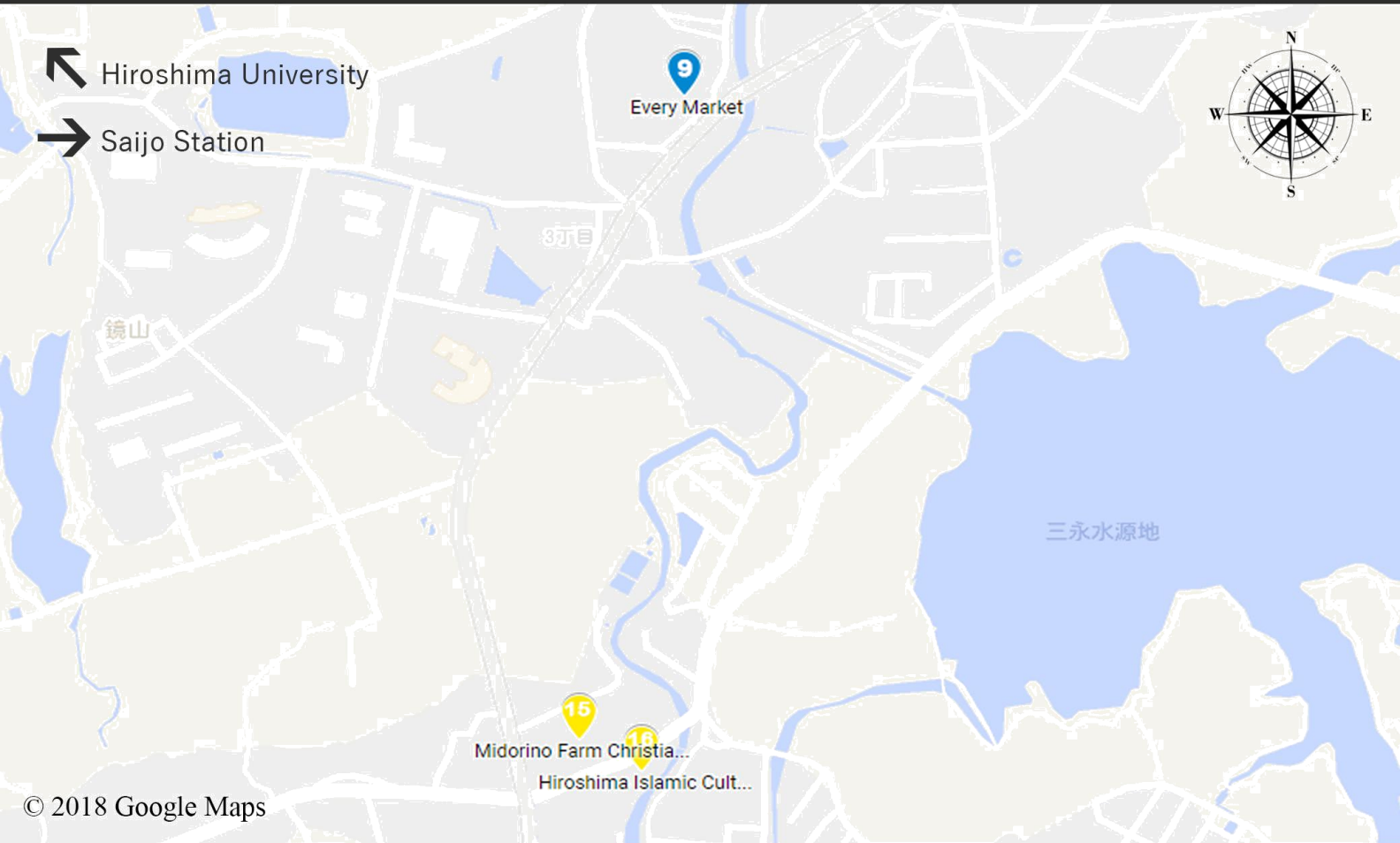
## Myokenji

18

## Tsukiji Shrine



# Important Location Maps Sector

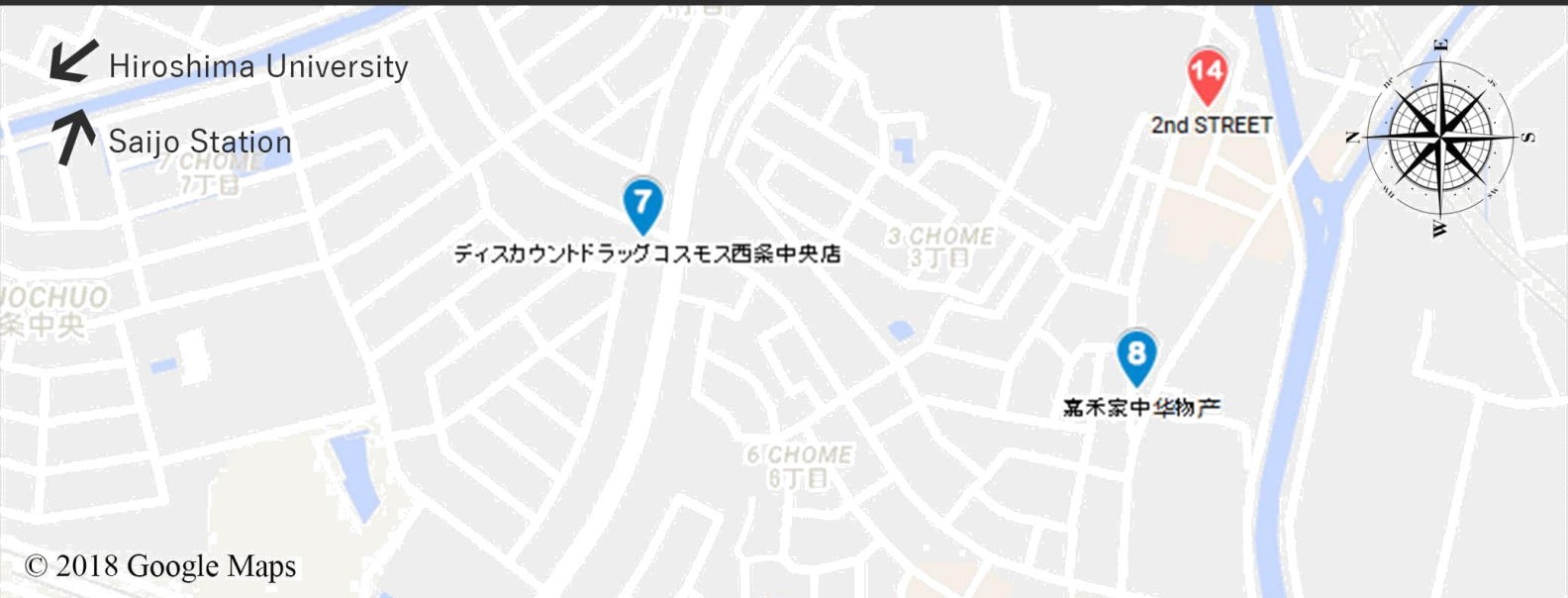


**15** [Midori Farm Christian Church](#)

**16** [Higashihiroshima Islamic Cultural Center](#)

**9** [Every Market](#)  
A supermarket where you can find daily necessities, but you cannot find additional stuffs (cosmetics, kitchen equipment, etc.), and as far as we know, Every is the only supermarket that sells halal chicken and some halal food.

# Important Location Maps Sector



7

## Cosmos

A supermarket that sells drugs, cosmetics, kitchen equipment, foods, but you cannot find vegetables and bento (lunchbox).

8

## Kawake Chinese Food Product Shop (near Noda Clinic)

A store that sells food product from China. Usually the store will post further information via WeChat (qq number 2265320773) every morning.

14

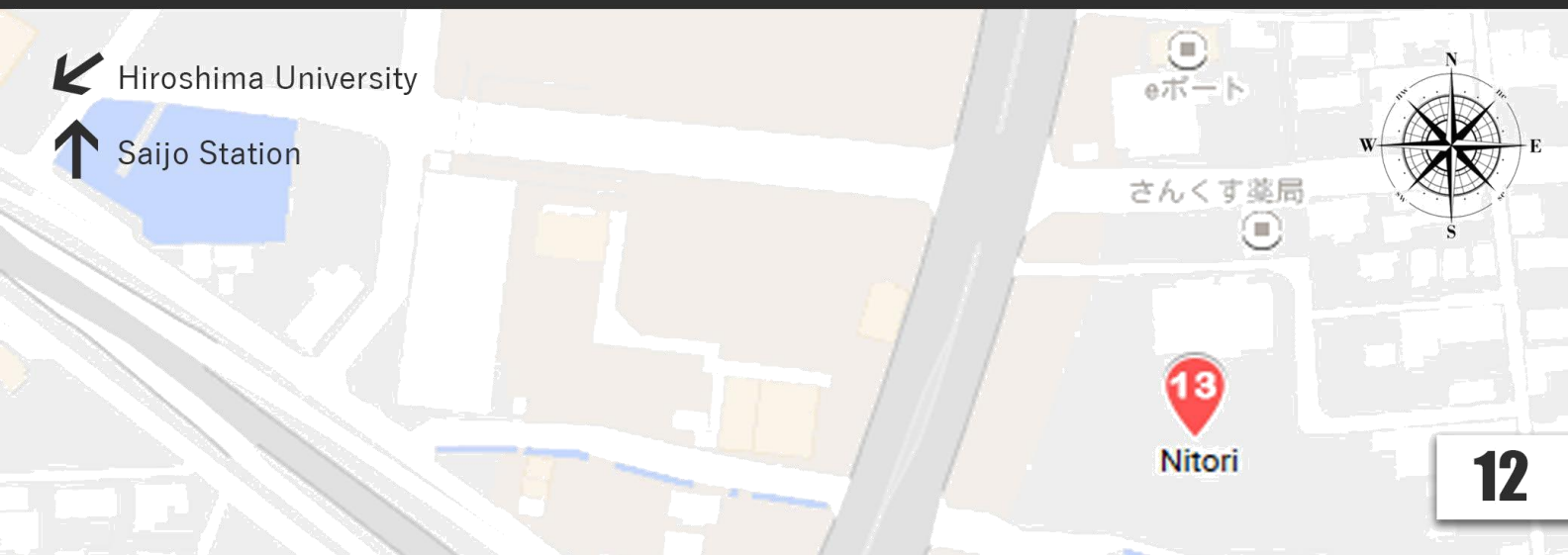
## 2<sup>nd</sup> Street

A second hand shop that sells furnitures, clothes electrical equipment and bicycle.

13

## Nitori Higashi-Hiroshima Shop

A supermarket that sells interior and furniture things, and you also can find electrical supplies here.





# Important Location Maps Sector



2

## Lamu

A supermarket where you can find daily necessities but you cannot find additional stuffs (cosmetics, kitchen equipment etc.).

3

## Halows

A supermarket where you can find daily necessities but you cannot find additional stuffs (cosmetics, kitchen equipment etc.).

4

## Every Market

A supermarket where you can find daily necessities, but you cannot find additional stuffs (cosmetics, kitchen equipment, etc.), and as far as we know, Every is the only supermarket that sells halal chicken and some halal food.

5

## Halal Ali Shop

A shop that sells halal food and also provide prayer room for muslims.

# Attachments

This section consists of any other additional information that you probably need after your arrival in Japan.

## SIM Card recommendation

GTN <https://gtm-mobile.com/en>

OCN

<https://www.ntt.com/personal/services/mobile/one/visitor/en.html>

Y! Mobile <https://www.ymobile.jp/plan/>

Sakura Mobile <https://www.sakuramobile.jp/>

**Important tip:**

Please regularly check your MyMomiji account and your own e-mail account everyday

## Club Activities Information

<https://momiji.hiroshima-u.ac.jp/momiji-top/en/life/circle.html>

Please check for further details on clubs activities on 'Hirodai Clubs and Circles' project

## HU Password Registration and E-mail

You can register your password and e-mail at the Information Media Center, or at the West Office (2nd floor of the West Library) or the North Office of the Information Media Center (1st floor of the Central Library). Your account name is your student number first letter in lowercase, followed by 6 numbers; ex: c150066), and it will be available for use immediately after registration. Your account also could use for connecting to Wi-Fi and another HU account for example account on Bb9. Once you have created your account and password, the password is applied as same to all your HU account.

### Password Policy

Must be 8 characters of more (max. of 20)

Password must be at least 8 alphanumeric characters long and must contain at least 3 of the following:

Uppercase letter: between A until Z

Lowercase letter: between a until z

Numbers: 0 until 9

Symbols: “ # \$ % & ' + , - . / : ; < = > ? @ [ ] ^ \_ ` | ~ !

*After registering your password, your email address will be (student number)@hiroshima-u.ac.jp. while you are student at HU, all messages will be sent to this address.*

## Part-time Jobs Apps



素敵な日々をなりますように祈っています